



Figure can vary

Part no.: 66556100
MLD520-R2L
Multiple light beam safety device receiver



Contents

- Technical data
- Suitable transmitters
- Dimensioned drawings
- Electrical connection
- Operation and display
- Part number code
- Accessories

Part no.: 66556100 – MLD520-R2L – Multiple light beam safety device receiver

Technical data

Basic data	
Series	MLD 500
Device type	Receiver
Special design	
Special design	Reflective element for laser alignment aid
Functions	
Functions	Contactor monitoring (EDM), selectable Start/restart interlock (RES), selectable
Characteristic parameters	
Type	4, IEC/EN 61496
SIL	3, IEC 61508
SILCL	3, IEC/EN 62061
Performance Level (PL)	e, EN ISO 13849-1
MTTF _d	204 years, EN ISO 13849-1
PFH _D	6.6E-09 per hour
Mission time T _M	20 years, EN ISO 13849-1
Category	4, EN ISO 13849
Optical data	
Number of beams	2 Piece(s)
Beam spacing	500 mm
Electrical data	
Protective circuit	Short circuit protected Overvoltage protection
Performance data	
Supply voltage	24 V, DC, -20 ... 20 %
Current consumption, max.	150 mA, Without external load
Fuse	External with max. 3 A

Inputs	
Number of digital switching inputs	3 Piece(s)
Switching inputs	
Type	Digital switching input
Switching voltage high, min.	18.2 V
Switching voltage low, max.	2.5 V
Switching voltage, typ.	23 V
Voltage type	DC
Switching current, max.	5 mA
Digital switching input 1	
Assignment	Connection 1, pin 1
Function	Control input for start/restart interlock (RES)
Digital switching input 2	
Assignment	Connection 1, pin 3
Function	Control input for contactor monitoring (EDM)
Digital switching input 3	
Assignment	Connection 1, pin 4
Function	Control input for start/restart interlock (RES)
Outputs	
Number of safety-related switching outputs (OSSDs)	2 Piece(s)
Number of digital switching outputs	1 Piece(s)
Safety-related switching outputs	
Type	Safety-related switching output OSSD
Switching voltage high, min.	18.2 V
Switching voltage low, max.	2.5 V
Switching voltage, typ.	23 V
Voltage type	DC
Current load, max.	380 mA
Load inductivity	2,200,000 μ H
Load capacity	0.3 μ F
Residual current, max.	0.2 mA
Residual current, typ.	0.002 mA
Voltage drop	1 V
Safety-related switching output 1	
Assignment	Connection 1, pin 6
Switching element	Transistor, PNP
Safety-related switching output 2	
Assignment	Connection 1, pin 5
Switching element	Transistor, PNP
Switching outputs	
Type	Digital switching output
Switching voltage high, min.	18.2 V
Switching voltage low, max.	2.5 V
Switching voltage, typ.	23 V
Voltage type	DC
Switching output 1	
Assignment	Connection 1, pin 1
Switching element	Transistor, PNP
Function	"State of OSSDs" signal output

Part no.: 66556100 – MLD520-R2L – Multiple light beam safety device receiver
Timing

Response time	25 ms
Restart delay time	100 ms

Connection

Number of connections	1 Piece(s)
-----------------------	------------

Connection 1

Type of connection	Connector
Function	Machine interface
Thread size	M12
Material	Metal
No. of pins	8 -pin

Cable properties

Permissible conductor cross section, typ.	0.25 mm ²
Length of connection cable, max.	100 m
Permissible cable resistance to load, max.	200 Ω

Mechanical data

Dimension (W x H x L)	52 mm x 600 mm x 64.7 mm
Housing material	Metal, Aluminum
Lens cover material	Plastic / PMMA
Material of end caps	Diecast zinc
Net weight	1,400 g
Housing color	Yellow, RAL 1021
Type of fastening	Groove mounting Swivel mount

Operation and display

Type of display	LED
Number of LEDs	1 Piece(s)

Environmental data

Ambient temperature, operation	-30 ... 55 °C
Ambient temperature, storage	-40 ... 75 °C
Relative humidity (non-condensing)	0 ... 95 %

Certifications


Degree of protection	IP 67
Protection class	III
Certifications	TÜV Süd c TÜV NRTL US c CSA US
US patents	US 7,741,595 B US 6,418,546 B

Classification

eCl@ss 8.0	27272703
eCl@ss 9.0	27272703
ETIM 5.0	EC001832


Part no.: 66556100 – MLD520-R2L – Multiple light beam safety device receiver

Suitable transmitters

	Part no.	Designation	Article	Description
	66502100	MLD500-T2L	Multiple light beam safety device transmitter	Operating range: 0.5 ... 50 m Number of beams: 2 Piece(s) Beam spacing: 500 mm Connection: Connector, M12, Metal, 5 -pin Special design: Integrated laser alignment aid

Dimensioned drawings

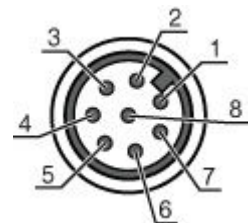
All dimensions in millimeters



Electrical connection

Connection 1	
Type of connection	Connector
Function	Machine interface
Thread size	M12
Type	Male
Material	Metal
No. of pins	8 -pin
Encoding	A-coded

Pin	Pin assignment	Conductor color
1	RES/OSSD status signal	White
2	+24V	Brown
3	EDM	Green
4	MODE	Yellow
5	OSSD2	Gray
6	OSSD1	Pink
7	0 V	Blue
8	n.c.	Red



Part no.: 66556100 – MLD520-R2L – Multiple light beam safety device receiver

Operation and display

LEDs

LED	Display	Meaning
1	Red, continuous light	OSSD off.
	Green, continuous light	OSSD on
	Red, flashing, 1 Hz	External error
	Red, flashing, 10 Hz	Internal error
	Green, flashing, 1 Hz	Weak signal, device not optimally aligned or soiled.
2	Yellow, continuous light	Start/restart interlock locked.


Part number code

Part designation: **MLDxyy-zab/t**

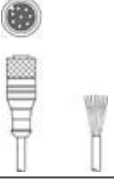


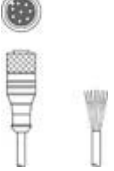
MLD	Multiple light beam safety device
x	Series: 3: MLD 300 5: MLD 500
yy	Function classes: 00: Transmitter 10: automatic restart 12: external testing 20: EDM/RES 30: muting 35: timing controlled 4-sensor muting
z	Device type: T: transmitter R: receiver RT: transceiver xT: transmitter with high range xR: receiver for high range
a	Number of beams
b	Option: L: integrated laser alignment aid (for transmitter/receiver) M: integrated status indicator (MLD 320, MLD 520) or integrated status and muting indicator (MLD 330, MLD 335, MLD 510/A, MLD 530, MLD 535) E: connection socket for external muting indicator (AS-i models only)
/t	Safety-related switching outputs (OSSDs), connection technology: -: transistor output, M12 plug A: integrated AS-i interface, M12 plug, (safety bus system)

Accessories





Connection technology - Connection cables

	Part no.	Designation	Article	Description
	678064	CB-M12-50000E-8GF	Connection cable	Connection 1: Connector, M12, Axial, Female, A-coded, 8 -pin Connection 2: Open end Shielded: Yes Cable length: 50,000 mm Sheathing material: PUR


Part no.: 66556100 – MLD520-R2L – Multiple light beam safety device receiver

	Part no.	Designation	Article	Description
	50135128	KD S-M12-8A-P1-050	Connection cable	Connection 1: Connector, M12, Axial, Female, A-coded, 8 -pin Connection 2: Open end Shielded: Yes Cable length: 5,000 mm Sheathing material: PUR
	50135129	KD S-M12-8A-P1-100	Connection cable	Connection 1: Connector, M12, Axial, Female, A-coded, 8 -pin Connection 2: Open end Shielded: Yes Cable length: 10,000 mm Sheathing material: PUR
	50135130	KD S-M12-8A-P1-150	Connection cable	Connection 1: Connector, M12, Axial, Female, A-coded, 8 -pin Connection 2: Open end Shielded: Yes Cable length: 15,000 mm Sheathing material: PUR
	50135131	KD S-M12-8A-P1-250	Connection cable	Connection 1: Connector, M12, Axial, Female, A-coded, 8 -pin Connection 2: Open end Shielded: Yes Cable length: 25,000 mm Sheathing material: PUR

Mounting technology - Swivel mounts


	Part no.	Designation	Article	Description
	560340	BT-SET-240BC	Mounting bracket set	Mounting bracket, at system: Through-hole mounting Mounting bracket, at device: Clampable Type of mounting device: Turning, 240° Material: Metal
	540350	BT-SET-240BC-E	Mounting bracket set	Mounting bracket, at system: Through-hole mounting Mounting bracket, at device: Clampable Type of mounting device: Turning, 240° Material: Metal, Plastic
	560342	BT-SET-240BCS	Mounting bracket set	Mounting bracket, at system: Through-hole mounting Mounting bracket, at device: Clampable Type of mounting device: Turning, 240°, Shock absorber Material: Metal Shock absorber: Yes
	540352	BT-SET-240BCS-E	Mounting bracket set	Mounting bracket, at system: Through-hole mounting Mounting bracket, at device: Clampable Type of mounting device: Shock absorber, Turning, 240° Material: Metal, Plastic Shock absorber: Yes

Mounting technology - Other








	Part no.	Designation	Article	Description
	424417	BT-2P40	Mounting bracket set	Contains: 2x BT-P40 clamp bracket Design of mounting device: Mounting clamp Mounting bracket, at system: Groove mounting Mounting bracket, at device: Groove mounting Type of mounting device: Clampable Material: Metal

Part no.: 66556100 – MLD520-R2L – Multiple light beam safety device receiver



Display/operating elements

	Part no.	Designation	Article	Description
	426296	AC-ABF70	Acknowledgment unit	Switching current via button: 1 ... 1,000 mA Housing material: Glass fiber reinforced (PPS), self-extinguishing Clamping plate material: Stainless steel Degree of protection: IP 67, IP 69K Functions: Reset of the start/restart interlock, Overriding with AOPDs with muting function, Illuminated reset buttons Reset buttons: Yes LED indicators: Yes

Device columns

	Part no.	Designation	Article	Description
	549856	UDC-1000-S2	Device column	Dimensions: 160 mm x 1,060 mm x 149 mm Column height without foot: 1,000 mm Functions: Mounting and protection of light curtains and multiple light beam devices, Adjustable, 3 directions
	549879	UDC-1140-S2	Device column	Dimensions: 160 mm x 1,200 mm x 149 mm Column height without foot: 1,140 mm Functions: Adjustable, 3 directions, Mounting and protection of light curtains and multiple light beam devices
	549852	UDC-1300-S2	Device column	Dimensions: 160 mm x 1,360 mm x 149 mm Column height without foot: 1,300 mm Functions: Mounting and protection of light curtains and multiple light beam devices, Adjustable, 3 directions
	549853	UDC-1600-S2	Device column	Dimensions: 160 mm x 1,660 mm x 149 mm Column height without foot: 1,600 mm Functions: Mounting and protection of light curtains and multiple light beam devices, Adjustable, 3 directions
	549854	UDC-1900-S2	Device column	Dimensions: 160 mm x 1,960 mm x 149 mm Column height without foot: 1,900 mm Functions: Mounting and protection of light curtains and multiple light beam devices, Adjustable, 3 directions
	549867	UDC-2100-S2	Device column	Dimensions: 160 mm x 2,160 mm x 149 mm Column height without foot: 2,100 mm Functions: Adjustable, 3 directions, Mounting and protection of light curtains and multiple light beam devices
	549857	UDC-2500-S2	Device column	Dimensions: 160 mm x 2,560 mm x 149 mm Column height without foot: 2,500 mm Functions: Adjustable, 3 directions, Mounting and protection of light curtains and multiple light beam devices

Part no.: 66556100 – MLD520-R2L – Multiple light beam safety device receiver

	Part no.	Designation	Article	Description
	549865	UDC-3100-S2	Device column	Dimensions: 160 mm x 3,160 mm x 149 mm Column height without foot: 3,100 mm Functions: Mounting and protection of light curtains and multiple light beam devices, Adjustable, 3 directions
	549855	UDC-900-S2	Device column	Dimensions: 160 mm x 960 mm x 149 mm Column height without foot: 900 mm Functions: Mounting and protection of light curtains and multiple light beam devices, Adjustable, 3 directions